



At left: HiSec 9 (35.4" opening);
Right: HiSec 6 (23.6" opening)



HiSec

Motorized Security Booth for Internal or Semi-External Installation

HiSec is a security product in the Gunnebo Turnstiles offering. This motorized security booth has a transparent and elegant design offering a choice of security levels preventing tailgating and piggybacking.

The doors are always locked shut in the rest position. An authorized signal opens the first door allowing the user to step into the booth where a presence is detected. When the first door is closed, the second door opens, thus allowing the user to pass through. The second door shuts after the unit has been vacated which also resets the system.

The HiSec detects with an electronic ultrasound sensor if more than one person is present inside the booth. The booth is set with a predetermined, but adjustable anti-hostage threshold. As an authorized user stands in the booth, it

confirms acceptance of the occupant and authorizes the door to close. Should the measured volume presence not be authorized, i.e. more than one person is present non-permitted big additional baggage, a vocal synthesiser will ask the occupants to leave the booth.

An optional left object sensor is able to detect on the floor the presence of an object of the size of 2.0" x 2.0" x 1.2".

The HiSec is equipped with a electronic safety features that reverses the motor to re-open the door upon detection of an obstruction. The door fully opens to allow the obstruction to be removed after which it attempts to re-close.

HiSec

Motorized Security Booth for Internal or Semi-External Installation

Drive

Motorized security booth that is connected to a ratio motor operated by a direct current engine with regulated speed. The oil bath motor is reversible with a reduction ratio $i=124$.

Electronic frame along the profiles and safety torque sensing.

Materials

Structure:	Painted steel section powder coated finish RAL color 9006
Lite Glass:	.4"/.5" laminate Safety Glass P4A BR1/S (in accordance with EN356-EN1063)
Bulletproof Glass:	1.0"/1.1" laminate Safety Glass P6B BR3/S (in accordance with EN356-EN1063)
Ceiling:	Laminated HPL finished Pearl Grey
Base Plate:	High-strength laminate with finishing in color Plumb Grey
Sliding Door:	Printed frame in polyethylene terephthalate RAL 7040

Light

A low voltage light is positioned internally on the ceiling.

Detection

The HiSec booth is equipped with a ultrasound system which determines if more than one person is present inside the booth.

Power Failure / Fire Alarm

In the event of a power failure, isolation or after the BBU has been depleted, the outer, un-secure door will fail-safe, i.e. unlock, and can be manually pushed open. The inner, secure door will fail-lock and is held in place via a lever system situated behind a locked panel above the door on the secure side of the installation. The inner door can be manually opened by rotating a knob located behind the lockable service panel in the top mechanism section of the booth.

TECHNICAL DATA

- **Power Supply:** 115 VAC 60Hz
- **Power Rating:** 230 VAC -1,4 A 115 V AC 2,8 A
- **Logic Voltage:** 24 V DC
- **Operating Temperature:** 32° to +122° F
- **IP rating/ MCBF/MTTR** IP33/1.5M cycles / less than 30 min
- **Flow Rates (approx. figures):**
Proximity Reader "Hands Free", 4 passages per minute

MODELS

- **HS6L** .5" glass
- **HS6LM** .5" glass, metal detector
- **HS6BM** 1.1" glass
- **HS6BM** 1.1" glass, metal detector
- **HS9L** .5" glass
- **HS9LM** .5" glass, metal detector
- **HS9B** 1.1" glass
- **HS9BM** 1.1" glass, metal detector
- Also available with a square frame rather than round (**HS6SQ**)

OPTIONS

- Metal detector
- Alternative finishes
- Demountable version kit
- Horizontal transportation kit
- Fail-safe opening
- Glass security upgrade on request
- Left object sensor

BENEFITS

- Premium high security solution
- Elegant design
- Reliable performance
- No architectural browser (base .8")

APPLICATIONS

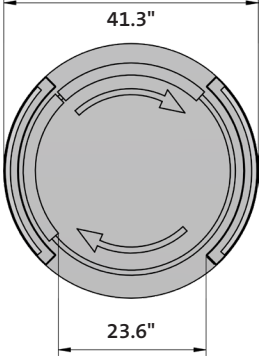
- Government
- Retail
- Data Centers
- Telecommunications
- Military
- Banking
- Information Technology
- Security Publishing
- Law Enforcement
- R & D

HiSec


Motorized Security Booth for Internal or Semi-External Installation

SITE PREPARATION

HiSec 6 Top View



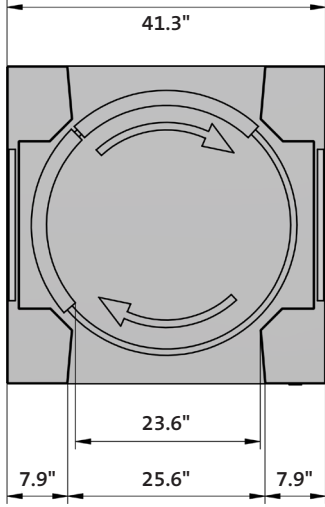
HiSec 6 Side View



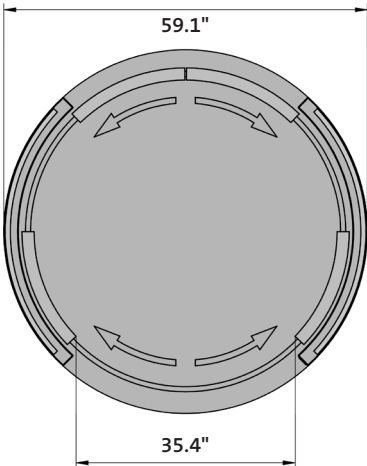
Approx. weight: 1102 lbs
Dimensions to be > 45.3" x 45.3" x 5.9" deep min

The HiSec 6 is also available in a square frame. Top view below.

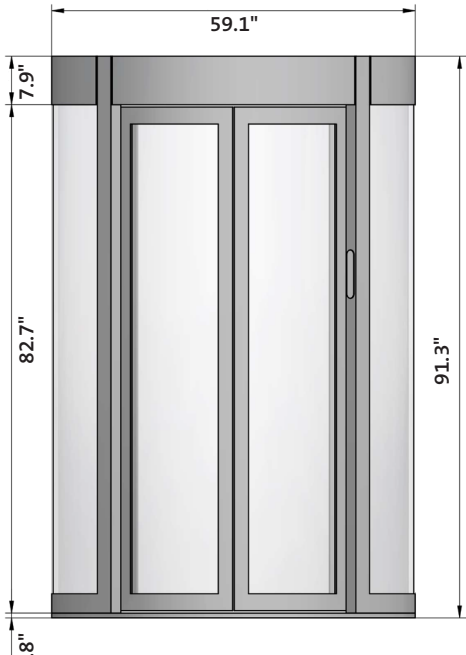
HiSec 6SQ Top View



HiSec 9 Top View



HiSec 9 Side View



Approx. weight: 1654 lbs
Dimensions to be > 65.0" x 65.0" x 5.9" deep min

- Product delivered fully assembled and may require lifting equipment
- For installation details, please refer to the installation manual
- Concrete Base to specification at least fck (cube) 300N/mm² of resistance. Base to be flat and level to +/- .2" over footprint area.

HiSec

Motorized Security Booth for Internal or Semi-External Installation

IMPORTANT

- Any horizontal pipe or conduit running below the MTR must be at least 5.5" below FFL
- Metal conduit for cables should be raised at least 2.0" from foundation
- It is the customer's responsibility to ensure the structural integrity and strength of the installation location
- The dimensions given in this product datasheet are for information only. In order to prepare the installation site, please refer to your usual Gunnebo Customer Service contact
- Children must be supervised by an adult when using Gunnebo's security access control gates



Screenshots from control accessory.

For further information, please contact:

Gunnebo Entrance Control Inc.
535 Getty Ct., Benicia, CA 94510
Tel: 513-666-4821
Email: info@gunnebo.us
www.gunneboentrancesecurity.com

Gunnebo Entrance Control, Inc. is a company within the Gunnebo Group:

Gunnebo AB
Box 5181 SE-402 26 Goteborg, Sweden
Tel: +46 31 83 68 00
www.gunnebo.com

Note: In pursuit of its policy of continuous refinement and improvement, Gunnebo Entrance Control reserves the right to modify design and details at any time and without notice.