



# Custom Glass Partitions

## Filler Glass Barrier System

Gunnebo's barrier partition posts are produced from either polished or grained stainless steel tube and paired with tempered glass to form an effective and attractive way to direct traffic and secure any gaps in the entrance installation.

Suitable to complement any of Gunnebo's wide range of turnstile products, the filler glass barrier system is another accessory offered to complement the leading entrance control products in the industry.

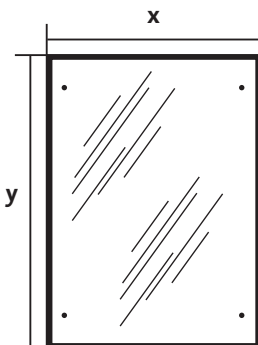


**GUNNEBO®**  
*For a safer world*

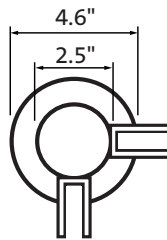
# Custom Glass Partitions

## Filler Glass Barrier System

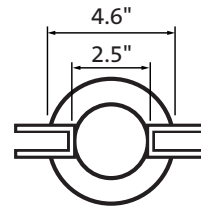
### SAMPLE DRAWINGS & VIEWS



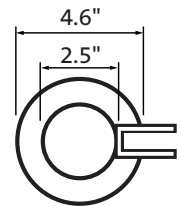
Barrier glass size will vary  
per site requirements.



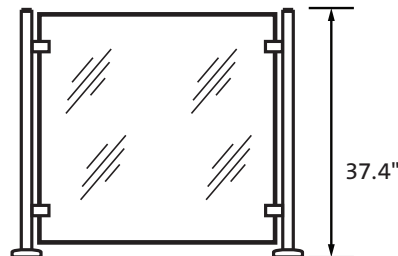
Angle Post



Middle Post



End Post



Shown is a typical one panel  
glass partition with 37.4" posts.  
39.4" posts are also available.

*For further information, please contact:*

Gunnebo Entrance Control Inc.  
535 Getty Ct., Benicia, CA 94510  
Tel: 513-666-4821

Email: [info@gunnebo.us](mailto:info@gunnebo.us)

[www.gunneboentrancesecurity.com](http://www.gunneboentrancesecurity.com)

**GUNNEBO®**  
For a safer world

Note: In pursuit of its policy of continuous refinement and improvement, Gunnebo Entrance Control reserves the right to modify design and details at any time and without notice.